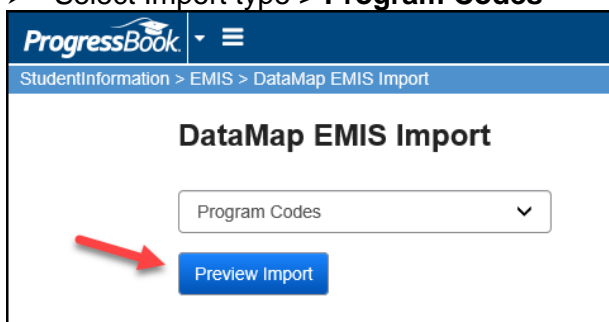


How to Update RIMP Membership Programs from DataMap to StudentInformation

The RIMP Membership Programs from DataMap are updated in StudentInformation

EMIS > DataMap EMIS Import

- Select Import type > **Program Codes**



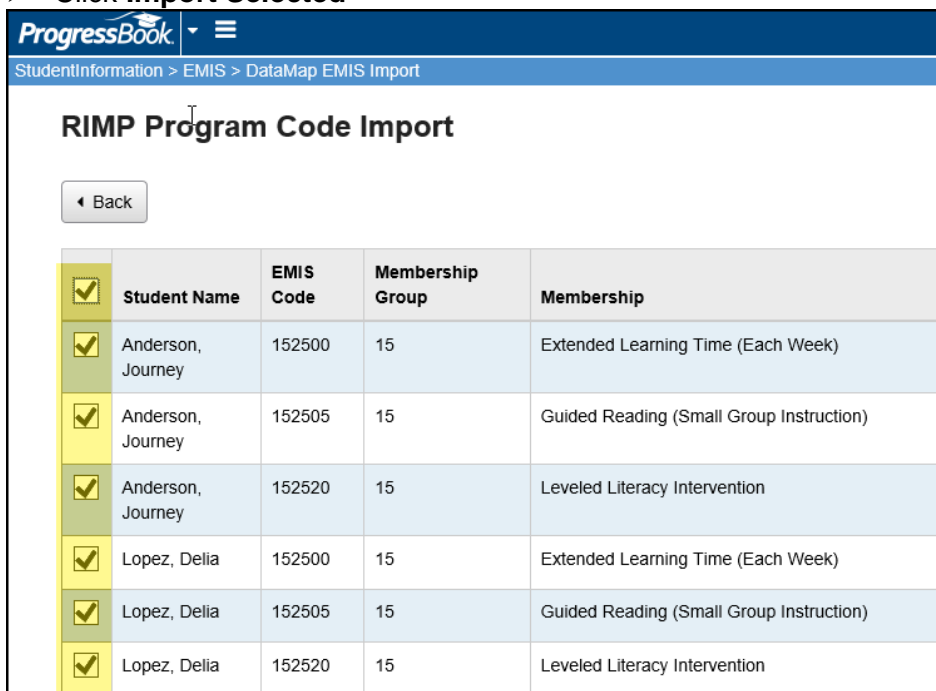
ProgressBook StudentInformation > EMIS > DataMap EMIS Import

DataMap EMIS Import

Program Codes

Preview Import

- Click **Preview Import**
- Select the student(s) to update
- Click **Import Selected**



ProgressBook StudentInformation > EMIS > DataMap EMIS Import

RIMP Program Code Import

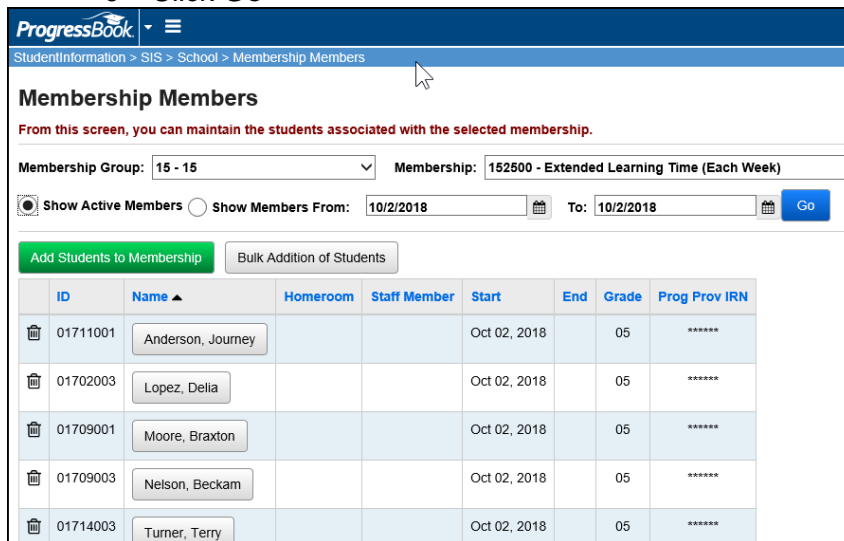
◀ Back

<input checked="" type="checkbox"/>	Student Name	EMIS Code	Membership Group	Membership
<input checked="" type="checkbox"/>	Anderson, Journey	152500	15	Extended Learning Time (Each Week)
<input checked="" type="checkbox"/>	Anderson, Journey	152505	15	Guided Reading (Small Group Instruction)
<input checked="" type="checkbox"/>	Anderson, Journey	152520	15	Leveled Literacy Intervention
<input checked="" type="checkbox"/>	Lopez, Delia	152500	15	Extended Learning Time (Each Week)
<input checked="" type="checkbox"/>	Lopez, Delia	152505	15	Guided Reading (Small Group Instruction)
<input checked="" type="checkbox"/>	Lopez, Delia	152520	15	Leveled Literacy Intervention

To verify student(s) have been updated:

- SIS > Student > Membership Members
- Select the **Membership Group 15**
- Select **Membership**

○ Click **Go**



The screenshot shows the 'Membership Members' page in ProgressBook. The breadcrumb trail is 'StudentInformation > SIS > School > Membership Members'. Below the title, there is a note: 'From this screen, you can maintain the students associated with the selected membership.' The 'Membership Group' is set to '15 - 15' and the 'Membership' is '152500 - Extended Learning Time (Each Week)'. There are filters for 'Show Active Members' (selected) and 'Show Members From' (10/2/2018) to 'To' (10/2/2018). A 'Go' button is present. Below the filters are two buttons: 'Add Students to Membership' and 'Bulk Addition of Students'. A table lists the following students:

ID	Name	Homeroom	Staff Member	Start	End	Grade	Prog Prov IRN
01711001	Anderson, Journey			Oct 02, 2018		05	*****
01702003	Lopez, Delia			Oct 02, 2018		05	*****
01709001	Moore, Braxton			Oct 02, 2018		05	*****
01709003	Nelson, Beckam			Oct 02, 2018		05	*****
01714003	Turner, Terry			Oct 02, 2018		05	*****

To review the students with RIMPs in DataMap and their Membership Program

- Must have the role **DataMap – Student Admin** at the District Level

○ Menu > Interventions > RIMPs



The screenshot shows the 'RIMPs' page in ProgressBook. The breadcrumb trail is 'DataMap > Interventions > RIMPs'. The page title is 'NEONet 2018-2019'. There is an 'Add RIMP' button and a '36 Records' indicator. The table lists the following RIMPs:

Student	Grade	Prior Year	Program Code	Target Area	Start Date	End Date	On Track Status	Status	Attachments
Anderson, Journey	5		152500 - Extended Learning TI...		9/6/2018		Not On Track	Active	
Anderson, Journey	5		152505 - Guided Reading (Sm...		9/6/2018		Not On Track	Active	
Anderson, Journey	5		152520 - Leveled Literacy Inte...		9/6/2018		Not On Track	Active	
Lopez, Delia	5		152500 - Extended Learning TI...	Comprehension	9/10/2018	9/2/2019	Not On Track	Active	
Lopez, Delia	5		152505 - Guided Reading (Sm...	Comprehension	9/10/2018	9/2/2019	Not On Track	Active	
Lopez, Delia	5		152520 - Leveled Literacy Inte...	Comprehension	9/10/2018	9/2/2019	Not On Track	Active	
Moore, Braxton	5		152500 - Extended Learning TI...	Comprehension	9/10/2018		Not On Track	Active	
Moore, Braxton	5		152500 - Extended Learning TI...	Fluency	9/10/2018		Not On Track	Active	
Moore, Braxton	5		152505 - Guided Reading (Sm...	Comprehension	9/10/2018		Not On Track	Active	
Moore, Braxton	5		152505 - Guided Reading (Sm...	Fluency	9/10/2018		Not On Track	Active	